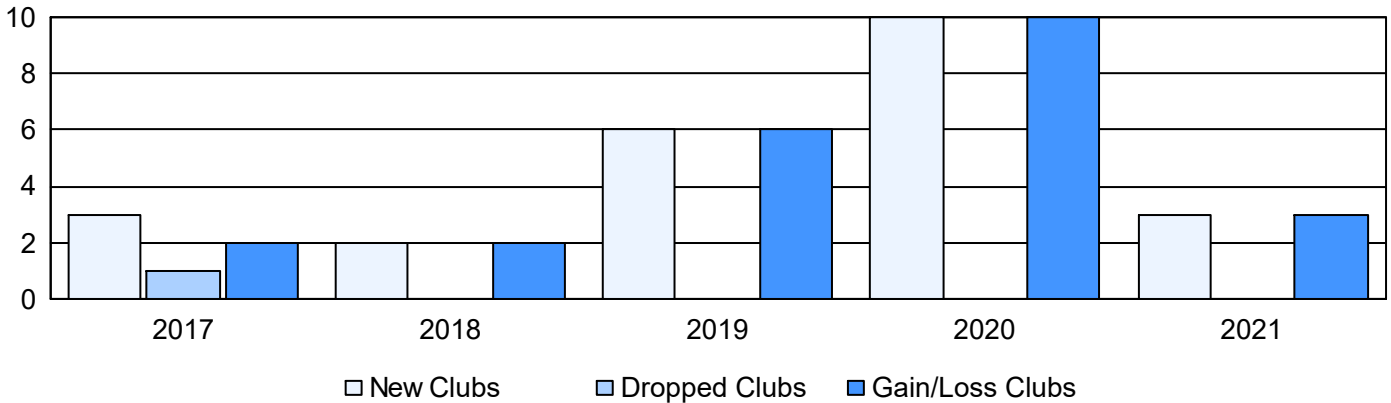
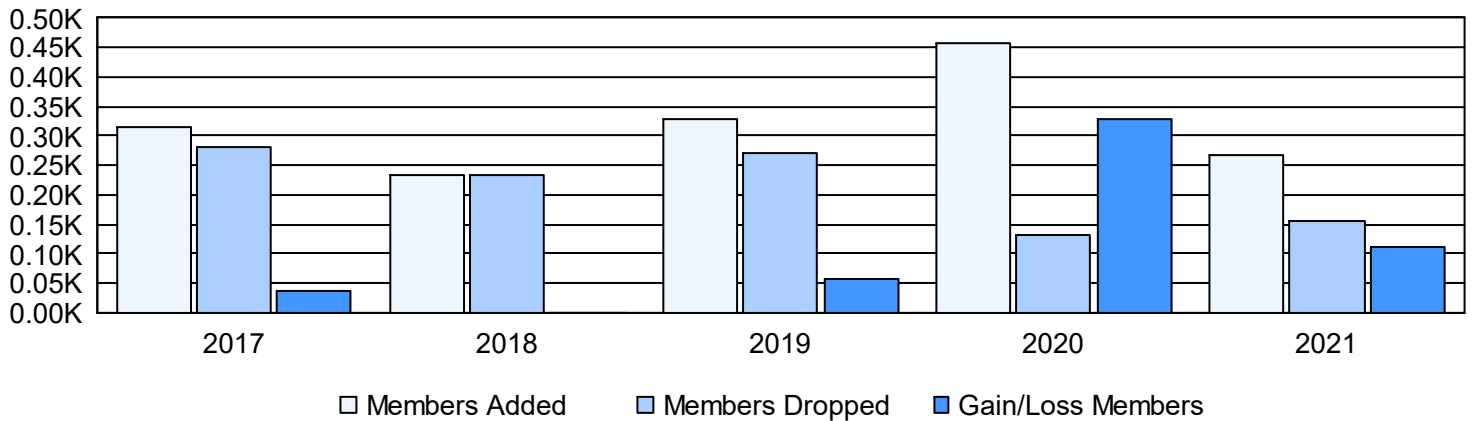


| Year | New Clubs | Dropped Clubs | Gain/ Loss Clubs | New Members | Charter Members | Reinstate Members | Transfer Members | Total Member Added | Total Members Dropped | Gain/ Loss Members |
|----------------|-----------|---------------|------------------|-------------|-----------------|-------------------|------------------|--------------------|-----------------------|--------------------|
| 2016-2017 | 3 | 1 | 2 | 214 | 78 | 9 | 15 | 316 | 280 | 36 |
| 2017-2018 | 2 | 0 | 2 | 143 | 70 | 15 | 5 | 233 | 232 | 1 |
| 2018-2019 | 6 | 0 | 6 | 153 | 160 | 5 | 10 | 328 | 270 | 58 |
| 2019-2020 | 10 | 0 | 10 | 209 | 229 | 3 | 18 | 459 | 132 | 327 |
| 2020-2021 | 3 | 0 | 3 | 172 | 70 | 8 | 16 | 266 | 156 | 110 |
| Average | 5 | 0 | 5 | 178 | 121 | 8 | 13 | 320 | 214 | 106 |

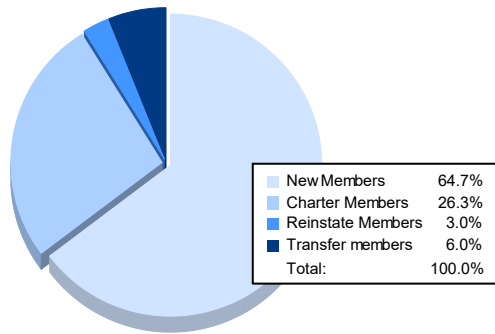
Clubs



Members



Membership Composition June 2021 Cumulative



Gender Composition June 2021 Cumulative

